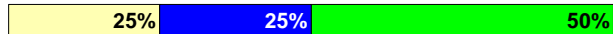







ABC Company Employee Survey

My Manager gives me feedback concerning my performance on a regular basis.

Demographic Groups		Mean	Strongly Disagree	Disagree	Neutral	Agree	Strongly Agree
Total		3.36	7.0%	3.0%	50.0%	30.0%	10.0%
Male		3.45	9.5%	15.5%	25.0%	20.0%	30.0%
Female		3.93	1.5%	3.5%	40.0%	20.0%	35.0%
Full-Time		3.95	1.5%	3.5%	40.0%	20.0%	35.0%
Part-Time		3.85	5.0%	5.0%	25.0%	30.0%	35.0%
Exempt		3.30	9.5%	15.5%	25.0%	20.0%	30.0%
Non-Exempt		3.95	1.5%	3.5%	40.0%	20.0%	35.0%
Married		3.55	9.5%	15.5%	25.0%	20.0%	30.0%
Single		3.71	1.5%	3.5%	40.0%	20.0%	35.0%

LEGEND

-  Disagree (1-2)
-  Neutral (3)
-  Agree (4-5)